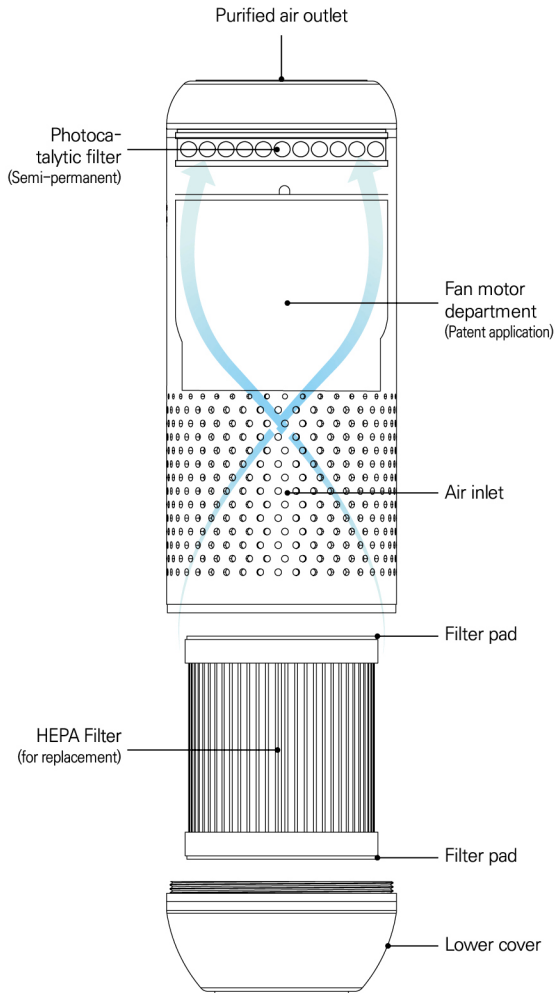


## Main parts and accessories



## Collection efficiency

99.75% or higher(PM 2.5)

## Dimension & Net weight

68 x 68 x 185(mm) / 380g or less

## AIR CLEANER BARAMI-5

Photocatalyst + HEPA Filter  
Two-filter Air purifier For car use



[www.baramiaircleaner.com](http://www.baramiaircleaner.com)

Life Support Robot Center 203-1, Gwangju Techno Park,  
333, Cheomdangwagi-ro, Buk-gu, Gwangju, Republic of Korea.

E-mail: baramioh@gmail.com



AIR PURIFIER FOR CAR USE

## AIR CLEANER BARAMI-5

Car air purifiers, in or out of a car, are always with me.  
You can feel different air with a barami.



# 01

## Simple operation

One-touch operation makes it easy for anyone to use.



Convenient design to fit into cup holders



Photocatalytic filters allow in-vehicle car sterilization



The air in the car is clear and clean



One-handed portable size



Always clean the air around me

### Power on/off

On : When power is connected, power button start LED light up and operates in auto mode.

Off : Press power button for 3 secs to disconnect the power.

### Low speed mode ●

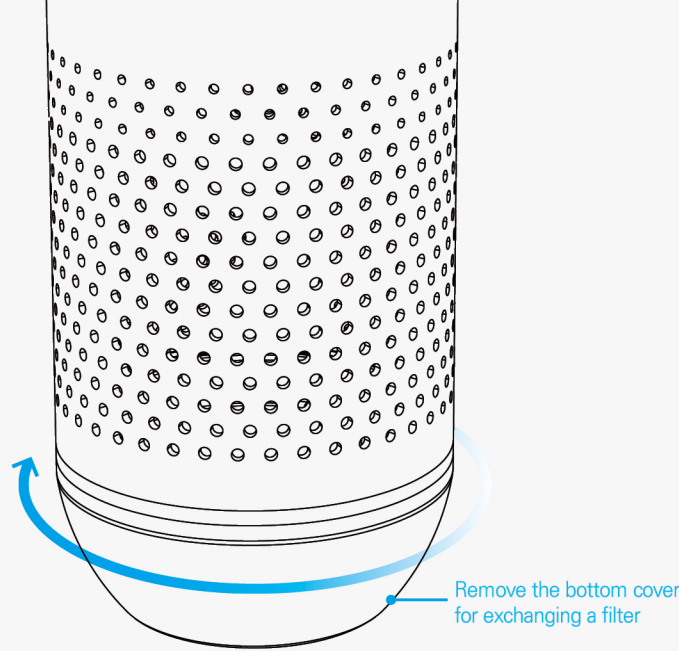
After operating in slow mode, the mode is changed automatically based on the results of the air quality sensor. Low speed mode operates when air quality is fine, LED button shows blue in the low speed mode.

### Medium speed mode ●

In auto mode, once press LED button lightly, it will be changed into medium speed mode. When air quality is normal, LED button is in green during operation.

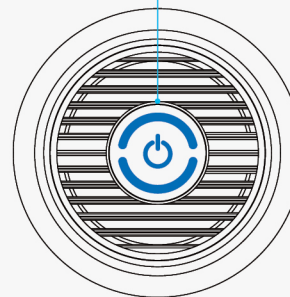
### High speed mode ●

In medium speed mode, once press LED button lightly, it will be changed into high speed mode. As the fan's operation is faster than in medium speed mode, it makes strong air movement. When air quality is poor, LED button shows in red.



Remove the bottom cover for exchanging a filter

Power Button Unit



# 02

## Easy maintenance

Replaceable HEPA Filter is sold separately. Since the photocatalytic filter is semi-permanent, it is possible to manage only by replacement of HEPA Filter (3M社-MERV18 material).

※ Replacement HEPA Filters are purchased separately.

### How to replace

Turn the bottom cover clockwise to release. After removing the cover, check the contamination of HEPA Filter. If it is completely contaminated, replace it with a new filter. Typical filter's replacement cycle is about 3 to 4 months.

# 03

## Automatic air quality management

The air quality sensor automatically informs and manages the air condition.

Air quality sensor

### LED mode



Air quality good



Air quality ordinary



Air quality bad

### Detailed functions

- Less noisy compared to other air cleaner.
- Air quality control and manual setting function according to air condition.
- The built-in photocatalyst filter remove / deodorize / clean harmful germs, viruses, gases and fumes.
- Remove airborne suspended substances (e.g. bacteria, microwaves, flower powder, etc.) by inhaling fine, ultrafine dust.

※ Power above 24V for vehicles should not be used as a cause of product damage.

※ Removal of the top cover may cause damage to the product.